

# ExcluDoor<sup>®</sup> 2 FR

## Applications

- Sub-stations
- Electrical utility rooms
- Gas cylinder storage
- Plant rooms
- Transformer chambers
- Oil stores
- Pump rooms
- Refuse stores



# ExcluDoor® 2 FR

## Features

- Security and fire rated steel pedestrian doorsets.
- Strong, lightweight and attack resistant.
- Tested and certified to LPS 1175 Issue 8. Security Classification B3 (SR2).
- Secured by Design accredited.
- Fire tested to BS EN 1634-1 and certified up to 4 hours duration.
- Single, equal-leaf double and unequal leaf double doorset configurations.
- Market leading maximum door leaf sizes.
- Knock-down butt joint or welded frames.
- Single or double rebate frame profiles.
- Premium quality hardware options including ASSA ABLOY branded products.
- External range CE/UKCA marked in accordance with harmonised standards BS EN 14351-1 and BS EN 16034.
- Architectural grade polyester powder coat finishes.

## Sizes

Custom produced doorset sizes to suit as-built or specified structural opening dimensions.

## Door Leaf

45mm thick twin tray construction with internal armoured steel plate reinforcement. Door skins manufactured from 1.5mm thick zinc coated mild steel for enhanced corrosion resistance. Light weight, impact resistant honeycomb core supplied as standard or mineral wool and vertical stiffeners when required. Anti-pry astragal fitted to leading edge for lock bolt protection. Hardware preparations suitably reinforced and pre-threaded for required fasteners.

## Door Frame

100mm x 57mm single rebate profile supplied as standard. Double rebate profile and increased frame depth sizes available on request. Manufactured from 1.5mm thick zinc coated mild steel. Knock-down butt joint frame assembly method for ease of site installation as standard. Butt welded option available on request. Factory prepared hinge, strike plate and door closer mounting plates.

## Smoke/Weather Seal & Thresholds

Silicone self-adhesive smoke/weather seal to frame and Approved Doc M compliant aluminium low profile threshold c/w integral seal supplied as standard. Clear threshold option and alternative aluminium or steel profile designs available on request.

## Fixing Method

Door frames second fixed within structural openings using packing shims and expansion anchors to masonry/concrete openings or machine screws to drilled and tapped holes in steelwork. Frame fixing holes infilled with snap-fit low-profile plastic hole plugs. Frame to wall joints sealed with mastic sealant.

## Security Rating

Tested and certified to Loss Prevention Standard LPS 1175 Issue 8. Security Classification B3 (SR2). Certificate No. 234s. Secured by Design accredited.

## Fire Rating

Certifire range tested by Warringtonfire to BS EN 1634-1 and third-party fire product certification scheme approved to 1 hour fire integrity duration.

CE/UKCA marked range tested to BS EN 1634-1 by Efectis and approved to 4 hours fire integrity duration.

# ExcluDoor® 2 FR

## Thermal Rating

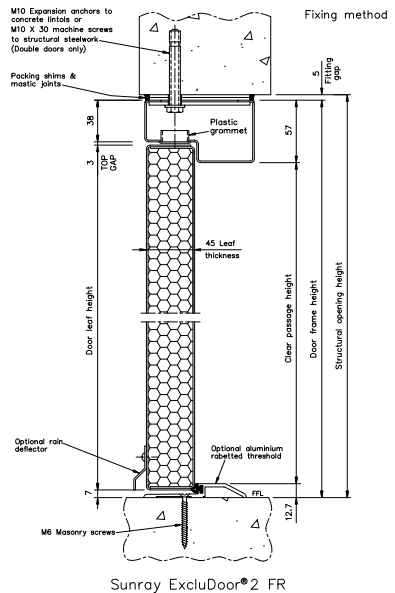
Thermal transmittance certified in accordance with BS EN ISO 10077-1 by Element Materials Technology. U-value for plain single doorsets: 3.0 W/m<sup>2</sup>.K. U-value for plain double doorsets: 3.1 W/m<sup>2</sup>.K

## Hardware

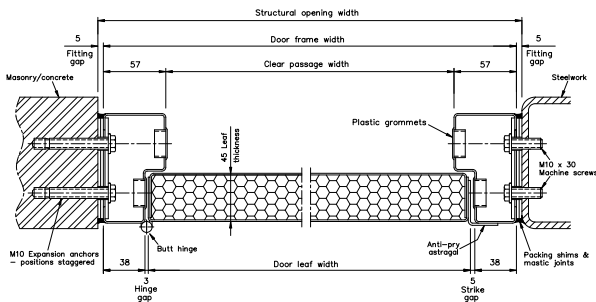
Comprehensive selection of attack and fire tested, CE/UKCA marked, high security locking systems including ASSA Modular range, ABLOY EL range, MICO MSR range, Surelock McGill Sterling and Slimline range locks. Panic escape, emergency escape and access control options. Heavy duty door closers. Minimum of four BS EN 1935 Class 13 stainless steel ball bearing butt hinges fitted to each door leaf. Sunray heavy duty barrel bolts to double door passive leaves. All hardware factory fitted as standard.

## Finishes

Top coat: Architectural grade polyester powder coat. 30% gloss level. 60-80 microns thickness. Optional marine grade zinc rich primer for enhanced corrosion resistance. 60-80 microns thickness. Stocked range of 58 standard colours. Other colours and finishes available on request.



Fixing method




Sunray Single ExcluDoor® 2 FR

**Sunray Doors**  
**An Assa Abloy Group Company**

Sunray Engineering Ltd  
Kingsnorth Industrial Estate  
Wotton Road, Ashford  
Kent TN23 6LL

+44 (0)1233 639039  
sales@sunraydoors.co.uk  
www.sunraydoors.co.uk



**Bespoke Design Services**

Complementing our standard door ranges we also offer a complete, bespoke design service to suit specific client needs or to overcome site/building constraints.

**Sunray Installation Service**

We offer a full installation service covering our complete range of steel door and louvre systems. Work is carried out by our own qualified factory-skilled operatives and not sub-contractors.

Procedures are audited and our installation process is approved and certified by CHAS, Safe Contractor, Achilles Building Confidence and Achilles UVDB.

Sunray's Installation Service is certified by the LPCB/BRE to LPS 1271 for security and fire doors.

**Nationwide Delivery Service**

Specialist transport service includes curtain sider lorries with Moffett facility, flat bed lorries with HIAB facility and lightweight vans as applicable.



*ExcluDoor® 2 FR*



Registered in England Registered No: 1480089 VAT No. 630851070